































































SOLOMON COLORS INTEGRAL COLORS FOR READY MIX


Color Cards

Most of these colors are available in dry, ColorFlo liquid and ColorFlo granular pigments. Contact your ready mix supplier to see in what form your preferred color is available. To see what is available in in each form of pigment, view the specific Dry or ColorFlo color cards. Disclaimer: This digital color card should be used as a general guide, not a definitive indicator of final color. Shades and hues can vary depending on screen settings. When planning a project, consult a physical color card for a better indication of potential color. Create a representative mockup before any project to better account for the effects of conditions, material, and techniques that may alter the final appearance or color.

 238 Buttercup SRI 44 25 LB PER 4 CY (FOR DRY)	 238 Thyme SRI 44 25 LB PER 4 CY (FOR DRY)	 238 Doeskin SRI 25 25 LB PER 2 CY (FOR DRY)	 238 Marigold 25 LB PER CY (FOR DRY)	 242 Sandalwood SRI 24
 242 Sandstone SRI 36 25 LB PER 4 CY (FOR DRY)	 242 Sahara SRI 46 25 LB PER CY (FOR DRY)	 242 Nutmeg 25 LB PER CY (FOR DRY)	 288 Bamboo SRI 41	 288 Rosemary 25 LB PER 4 CY (FOR DRY)
 288 Ginger SRI 41 25 LB PER 2 CY (FOR DRY)	 288 Straw SRI 48 25 LB PER CY (FOR DRY)	 306 Burlap SRI 29	 306 Canvas SRI 37 25 LB PER 4 CY (FOR DRY)	 306 Toffee SRI 29 25 LB PER 2 CY (FOR DRY)
 306 Cinnamon 25 LB PER CY (FOR DRY)	 338 Buckskin SRI 24	 338 Earthen 25 LB PER 4 CY (FOR DRY)	 338 Rawhide SRI 25 25 LB PER 2 CY (FOR DRY)	 338 Leather 25 LB PER CY (FOR DRY)
 366 Blush 25 LB PER 4 CY (FOR DRY)	 366 Dark Blush 25 LB PER 2 CY (FOR DRY)	 366 Natural Red 25 LB PER CY (FOR DRY)	 385 Buffalo SRI 20	 385 Taupe SRI 29 25 LB PER 4 CY (FOR DRY)



 385 Lava SRI 23 25 LB PER 2 CY (FOR DRY)	 385 Bark SRI 16 25 LB PER CY (FOR DRY)	 413 Fox Red SRI 37	 413 Colony Red 25 LB PER 4 CY (FOR DRY)	 413 Clay 25 LB PER 2 CY (FOR DRY)
 413 Terra Cotta SRI 48 25 LB PER CY (FOR DRY)	 417 Paver Red	 417 Rose 25 LB PER 4 CY (FOR DRY)	 417 Brick Red SRI 40 25 LB PER 2 CY (FOR DRY)	 417 Apple Red 25 LB PER CY (FOR DRY)
 467 Ash	 467 Oyster SRI 15	 467 Orchid SRI 13	 467 Rustique	 489 Redwood SRI 22
 489 Dusty Rose 25 LB PER 4 CY (FOR DRY)	 489 Light Plum SRI 24 25 LB PER 2 CY (FOR DRY)	 489 Dark Redwood 25 LB PER CY (FOR DRY)	 492 Mauve	 492 Merlot
 492 Lilac	 492 Garnet	 600 White	 750 Prairie Tan	 750 Desert Tan SRI 45 25 LB PER 4 CY (FOR DRY)
 750 Salmon 25 LB PER 2 CY (FOR DRY)	 750 Peach 25 LB PER CY (FOR DRY)	 755 Spice SRI 41	 755 Trail Dust 25 LB PER 4 CY (FOR DRY)	 755 Driftwood SRI 40 25 LB PER 2 CY (FOR DRY)
 755 Apricot 25 LB PER CY (FOR DRY)	 757 Buckwheat SRI 44	 757 Pecan SRI 41	 757 Antique Gold SRI 41	 757 Old Gold



775 Camel SRI 45



775 Sand SRI 46

25 LB PER 4 CY (FOR DRY)



775 Cedar SRI 45

25 LB PER 2 CY (FOR DRY)



775 Sedona

25 LB PER CY (FOR DRY)



908 Lunar Eclipse

25 LB PER 4 CY (FOR DRY)



908 Asphalt

25 LB PER 3 CY (FOR DRY)



908 Ultra Black

25 LB PER 2 CY (FOR DRY)



920 Charcoal



920 Slate

SRI 22

25 LB PER 4 CY (FOR DRY)



920 Smoke

25 LB PER 2 CY (FOR DRY)



920 Onyx

25 LB PER CY (FOR DRY)