

# COLOR & FINISHING OPTIONS

## PLI-DEK GS88-1 SEALER COLORS




\*Select GS88-1 Sealer Colors are available in cementitious tint vials. Actual colors will vary. † Available in RESINYTE™ Floor Coating Systems.

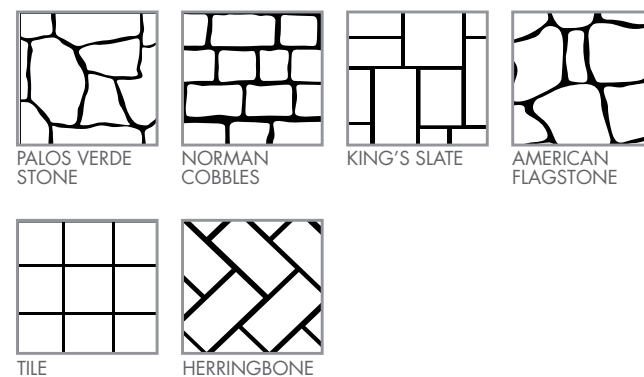
## PLI-DEK STAIN COLORS



## SAMPLE FINISHES



## PLI-DEK PATTERN SELECTIONS



Actual colors will vary. Color appearance is affected by lighting, surface texture and method of application. Final color approval should be selected from physical samples.

- ENHANCED ACOUSTICAL PERFORMANCE
- DURABLE, SUPERIOR WATERPROOFING
- ONE ADVANCED DECKING SYSTEM



# SOUND SOLUTIONS FOR WATERPROOFING

**MAXX** EXTERIOR

**PLI-DEK**  
SYSTEMS, INC

TO LEARN MORE  
800-364-0287  
Email: info@maxxon.com  
www.MaxxExterior.com  
www.Pli-Dek.com

MaxxExterior LLC  
920 Hamel Road | P.O. Box 253  
Hamel, Minnesota 55340 USA

Pli-Dek Systems, Inc  
41610 Date St., Suite 104  
Murieta, CA 92562



09/10 60085 TA 5077151

FROM **MAXX** EXTERIOR

AND **PLI-DEK**  
SYSTEMS, INC

# PROVEN ACOUSTICAL & WATERPROOFING PERFORMANCE

with the DEK C-MENT™ & CON-DEK™ SYSTEM

PERSONAL BALCONIES

COMMON AREAS

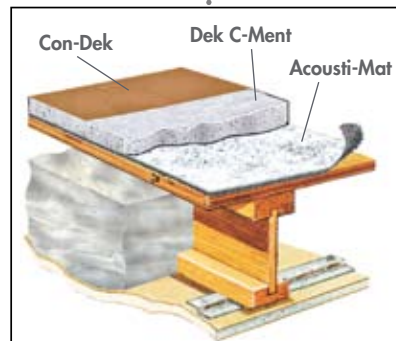
CORRIDORS



## MAXXEXTERIOR AND PLI-DEK

### A PARTNERSHIP OF INNOVATION

- MaxxExterior and Pli-Dek — together offering enhanced acoustical performance and fire control in exterior waterproof deck coatings
- Raising the standards for underlayment systems and exterior, above-grade waterproof decking
- Ability to upgrade sound performance with a variety of sound control mats
- Over 100 UL Listings
- Over 70 years combined industry experience in underlayments and waterproof deck coatings



## DEK C-MENT™ BY MAXXEXTERIOR

**Dek C-Ment** is a high-strength underlayment designed specifically for installation with Pli-Dek's Con-Dek Waterproofing Deck Coating System. Project applications include personal balconies, common areas, and corridors.

ICC-ESR 2097

## CON-DEK™ SYSTEM BY PLI-DEK

**Con-Dek System** is a durable yet flexible waterproof deck coating designed for use over above-grade concrete substrates. The Con-Dek System provides a wide variety of finish options that offer ultraviolet protection, skid-resistance, and a Class "A" fire rating.

Together, the **Dek C-Ment** and **Con-Dek System** provides enhanced acoustical performance with a lightweight waterproof deck coating, for the overall project value today's building owners and developers demand. With over 100 UL listings, Dek C-Ment also adds enhanced fire control to your project. It's also GREENGUARD Children & Schools Certified, ensuring an eco-friendly project.

To benefit from "sound waterproofing solutions" on your next project, contact Pli-Dek or MaxxExterior today.

## DEK C-MENT™ TECHNICAL DATA

**Compressive Strength:** .....Up to 3,500 psi (24.1 MPa) when tested in accordance with modified ASTM C109. Static loading to 3,500 psi (24.1 MPa)

**Density:** .....Typical density is 115 lbs. per cubic foot (1842 kg/m<sup>3</sup>)

**Thermal Resistance at 1" (25mm) thickness:** ..... R-0.202

**Coefficient of Conductivity (K):** ..... 4.76 Btu/sf/hour/°F/inch thickness (.6854 W/Im°C)

**Specific Heat:** ..... .229 Btu/(lb.°F) at 85 °F (.9595 kJ/(kg°C) at 29.44 °C)

**Surface Burning Characteristics:** ..... Flame Spread – 0, Fuel Contribution – 0, Smoke Development – 0, (ASTM E84)

**VOC Emissions:** ..... GREENGUARD Children & Schools<sup>SM</sup> Certified

## CON-DEK™ SYSTEM TECHNICAL DATA

**Spread of Flame:** ..... Class "A" Fire Rating  
Intermittent Flame Burning Brand, ASTM E108

**Abrasion Resistance:** ASTM D968 ..... 2.9%

**Static Coefficient of Friction:** ASTM C1028-96 ..... 0.835

**Water Absorption:** ASTM D570-98 ..... Pass

**Impact Resistance:** ASTM D3746-85 ..... Pass

**Freeze Thaw:** ASTM C 67-03 ..... Pass

**Accelerated Aging:** ASTM D756-93 ..... Pass

**Tensile Strength:** ASTM C297-94 ..... Pass

**Chemical Resistance:** ASTM D2299 ..... Pass

## DEK C-MENT™ SOUND TEST RESULTS

UNDERLAYMENT ONLY	Floor System	Topping	Insulation	Resilient Channel	Ceiling Drywall	Hard Surface Flooring †	Rating	Test Numbers
	<b>Wood Joist</b> w/ 5/8" (16 mm) plywood subfloor, 2"x10" (51 mm-254 mm) joists	3/4" (19 mm) Maxxon*	Yes	Yes	1/2" (13 mm)	Yes	45 F-IIC	81-0081
		3/4" (19 mm) Maxxon*	Yes	Yes	1/2" (13 mm)	None	54 F-STC	81-0081
	<b>TJI® Joist</b> w/ 3/4" (19 mm) T&G OSB subfloor	3/4" (19 mm) Maxxon*	Yes	Yes	5/8" (16 mm), 2 Layers	None	58-STC	TL96-250
		<b>Truss Plate Institute</b> w/ 3/4" (19 mm) T&G plywood subfloor	3/4" (19 mm) Maxxon*	Yes (blown-in)	Yes	5/8" (16 mm)	Yes	57-FSTC
3/4" (19 mm) Maxxon*	Yes (blown-in)		Yes	5/8" (16 mm)	Yes	40-FIIC	98 67280.12	
ACOUSTI-MAT II	<b>Parallel Chord Truss</b> 2"x4" (51x102 mm) w/ 3/4" (19 mm) OSB subfloor	1" (25 mm) Maxxon*	Yes	Yes	5/8" (16 mm)	Yes	56 F-IIC	98 67280.5
		1" (25 mm) Maxxon*	Yes	Yes	5/8" (16 mm)	Yes	56 F-STC	99 1736.7
	<b>TJI® Joist</b> w/ 3/4" (19 mm) T&G OSB subfloor	1" (25 mm) Maxxon*	Yes	Yes	5/8" (16 mm)	Yes	52 F-IIC	99 1736.4
		1 1/4" (31.75 mm) Maxxon*	Yes	Yes	2 layers of 5/8"	Yes	52 F-IIC	48-06-5
ENKASONIC	<b>Wood Joist</b> w/ 5/8" (16 mm) plywood subfloor, 2"x10" (51 mm-254 mm) joists	1 1/2" (38 mm) Maxxon*	Yes	Yes	5/8" (16 mm)	Yes	57 IIC	IN88-2
		1 1/2" (38 mm) Maxxon*	Yes	Yes	5/8" (16 mm)	Yes	59 IIC	7004073
	<b>Parallel Chord Truss</b> 18" deep, 24" OC plywood subfloor	1 1/2" (38 mm) Maxxon*	Yes	Yes	5/8" (16 mm)	Yes	58 STC	5004024
		<b>TJI® Joist</b> w/ 3/4" (19 mm) T&G plywood subfloor	1 1/2" (38 mm) Maxxon*	Yes	Yes	2 layers of 5/8"	Yes	56 F-IIC
		1 1/2" (38 mm) Maxxon*	Yes	Yes	2 layers of 5/8"	Yes	57 F-STC	48-06-02
ACOUSTI-MAT 3	<b>Steel Joist 12" Deep</b> (305 mm) w/ 3/4" (19 mm) T&G plywood subfloor	1 1/2" (38 mm) Maxxon*	Yes	Yes	5/8" (16 mm)	Yes	57 F-IIC	04-22-1
		<b>TJI® Joist</b> w/ 3/4" (19 mm) T&G plywood subfloor	1 1/2" (38 mm) Maxxon*	Yes	Yes	2 layers of 5/8"	Yes	58 F-IIC
			1 1/2" (38 mm) Maxxon*	Yes	Yes	2 layers of 5/8"	Yes	59 F-STC
	<b>Parallel Chord Truss</b> 20" deep, 24" OC	1 1/2" (38 mm) Maxxon*	Yes	Yes	2 layers of 5/8"	Yes	63 F-IIC	R05200

† See test report for full description of assembly. \* Approved Maxxon Underlayment. The international Building Code requires a minimum of 45 for field STC and Field IIC.

**NOTE:** FSTC — Field Sound Transmission Class in accordance with ANSI/ASTM E336 and E413.  
STC — Sound Transmission Class in accordance with ASTM E90 and E413.  
IIC — Impact Insulation Class in accordance with ASTM E492.  
FIIC — Field Impact Insulation Class in accordance with ASTM E1007 and E989.

All acoustical testing was done by Riverbank Testing Laboratories; Intest, Inc.; Twin City Testing Corporation; San Diego Acoustics; or D.L. Adams Associates, L.T.D. For type of floor covering used, channel spacing and other information, contact Maxxon for test reports by number. For good acoustical performance, the selection of a floor/ceiling system attaining a minimum 60 STC and IIC is recommended. Systems attaining ratings less than 55 STC and IIC provide only marginal acoustical performance. The Maxxon floor underlayments and Acousti-Mat® are but single components of an effective sound control system. No sound control system is better than its weakest component. Care must be taken in the installation of all components of construction to ensure the ultimate designed acoustical performance.